



ಬೃಹತ್ ಬೆಂಗಳೂರು ಮಹಾನಗರ ಪಾಲಿಕೆ  
Bruhat Bengaluru Mahanagara Palike



# BBMP COVID-19 WAR ROOM 16.07.2022



# OVERVIEW OF COVID-19 IN BENGALURU



## CASE TRENDS

ACTIVE CASES **6,704**

### Confirmed Cases

**1,234**  
18,18,646 #

### Recovered Cases

**724**  
17,94,969 #

### Death Cases

**2**  
16,973 #



## HOSPITALIZATION

**39**

### ICU – V

2

### ICU

5

### HDU

-

### General

32

INCLUDES GOVT. QUOTA AND PRIVATE WALK-IN HOSPITALIZATION



## VACCINATION

**18,184**  
1,98,93,476 #

### First Dose

**1,692**  
96,45,209 #

### Second Dose

**5,097**  
93,40,443 #

### Precaution Dose

**11,395**  
9,07,824 #



## TRIAGING

### MTU

22

### Tele Triage

654



## ACTIVE CLUSTERS

**16**

Budding Clusters  
(<5 Cases)

16

Clusters (> 5 cases)

0



## TESTING

**17,358**  
3,07,96,214 #

### RAT

3,703

### RTPCR

13,655

Positivity : 5.54%

\*FOR LAST 7 DAYS

# : indicates cumulative numbers till date



# ABSTRACT OF COVID-19 SCENARIO IN BENGALURU


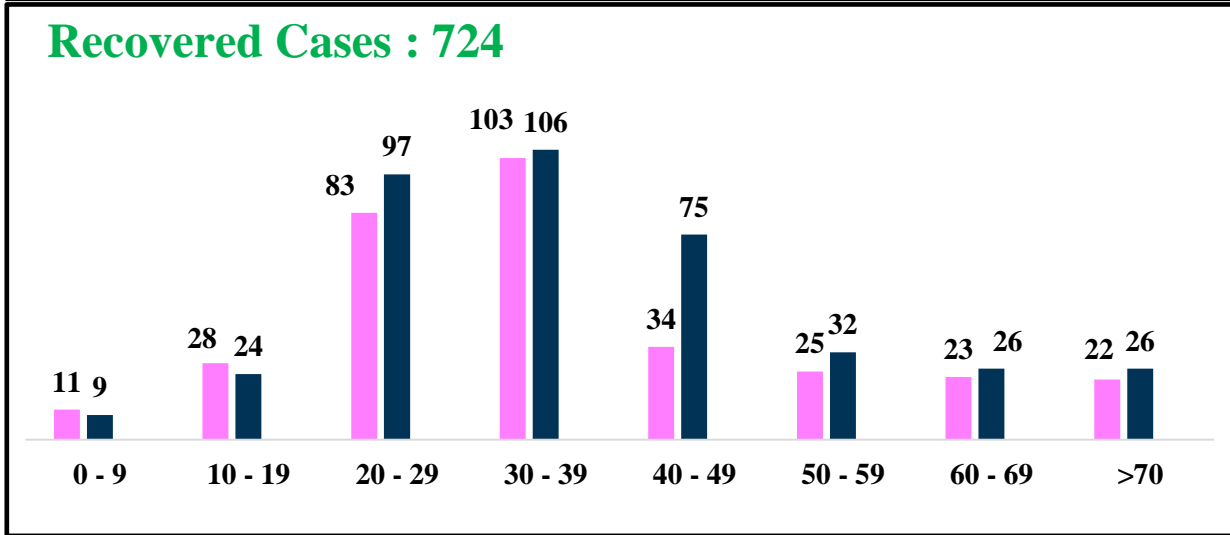
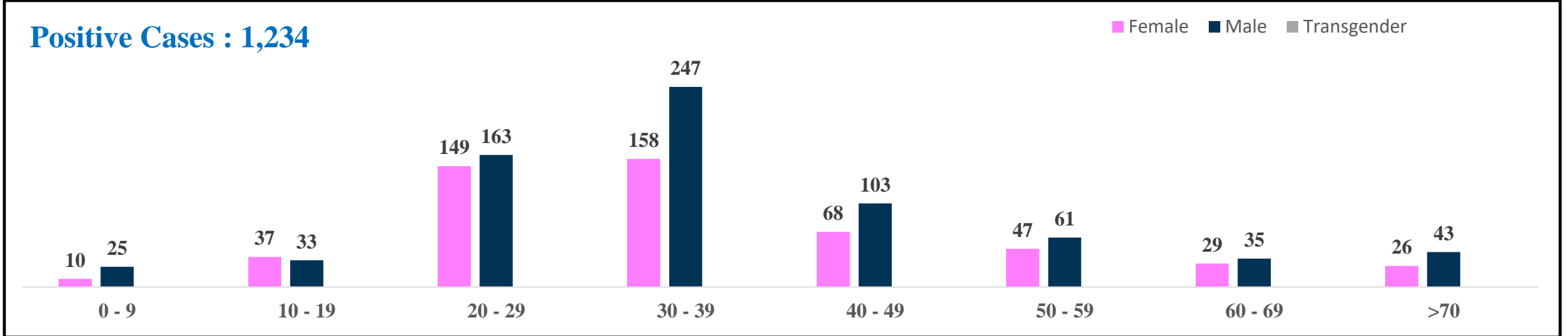


	MALE			FEMALE			TRANSGENDER			TOTAL		
	Last 24 Hours	Last 7 Days	Cumulative	Last 24 Hours	Last 7 Days	Cumulative	Last 24 Hours	Last 7 Days	Cumulative	Last 24 Hours	Last 7 Days	Cumulative
<b>Positive Cases</b>	710	3,668	10,73,909	524	2,913	7,43,845	0	0	196	1,234	6,581	18,18,646
<b>Recovered Cases</b>	395	3,339	10,59,308	329	2,775	7,35,569	0	0	185	724	6,114	17,94,969
<b>Death Cases</b>	1	1	10,749	1	1	6,220	0	0	4	2	2	16,973
<b>Total Tests Done</b>	<b>In Last 24 hrs. : 17,358</b>			<b>In last 7 days : 1,18,717</b>			<b>Cumulative : 3,07,96,214</b>					
<b>Vaccine Doses Administered</b>	<b>In Last 24 hrs. : 18,184</b>			<b>In last 7 days : 72,917</b>			<b>Cumulative : 1,98,93,476</b>					
<b>ACTIVE CASES</b>							<b>6,704</b>					

\*Covid deaths occurred today : 00 | Covid deaths occurred beyond last 48 hrs., reported today : 02

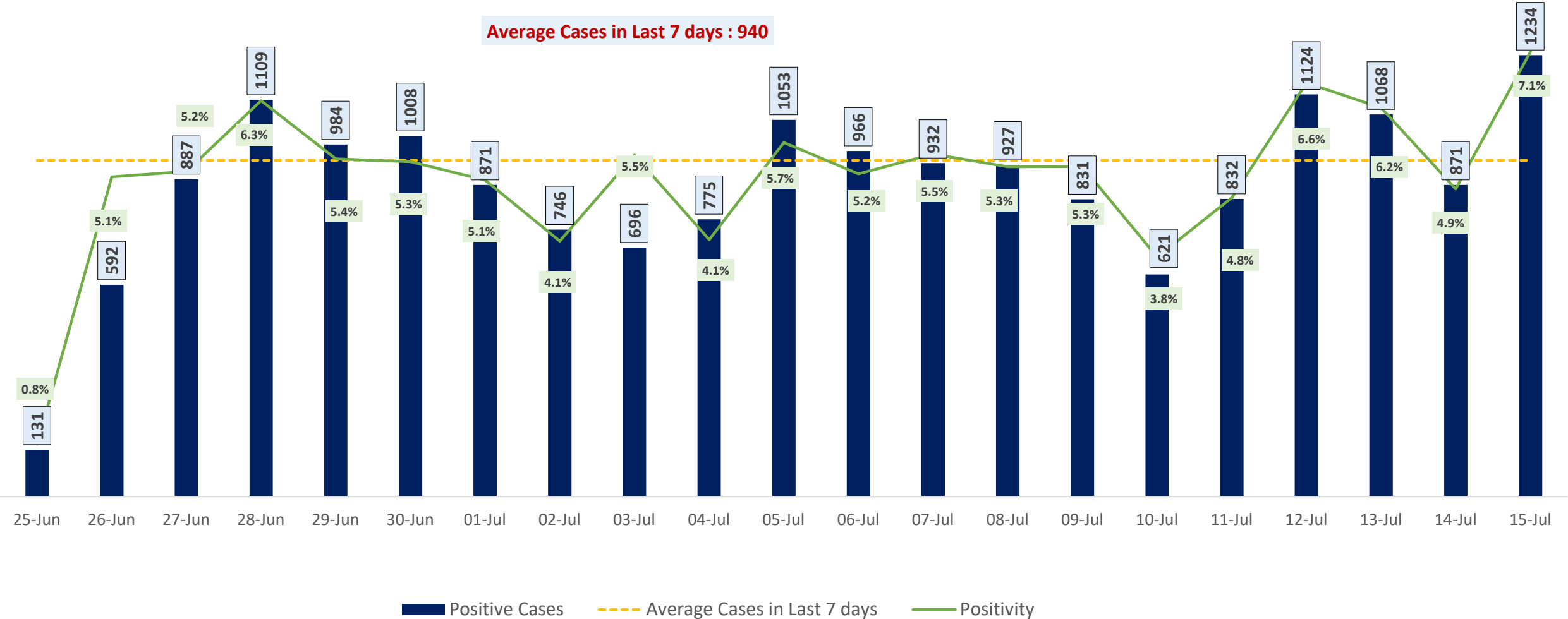


# LAST 24 HOURS AGE GROUP AND GENDER WISE DISTRIBUTION





# POSITIVITY RATE OF BENGALURU – LAST 21 DAYS

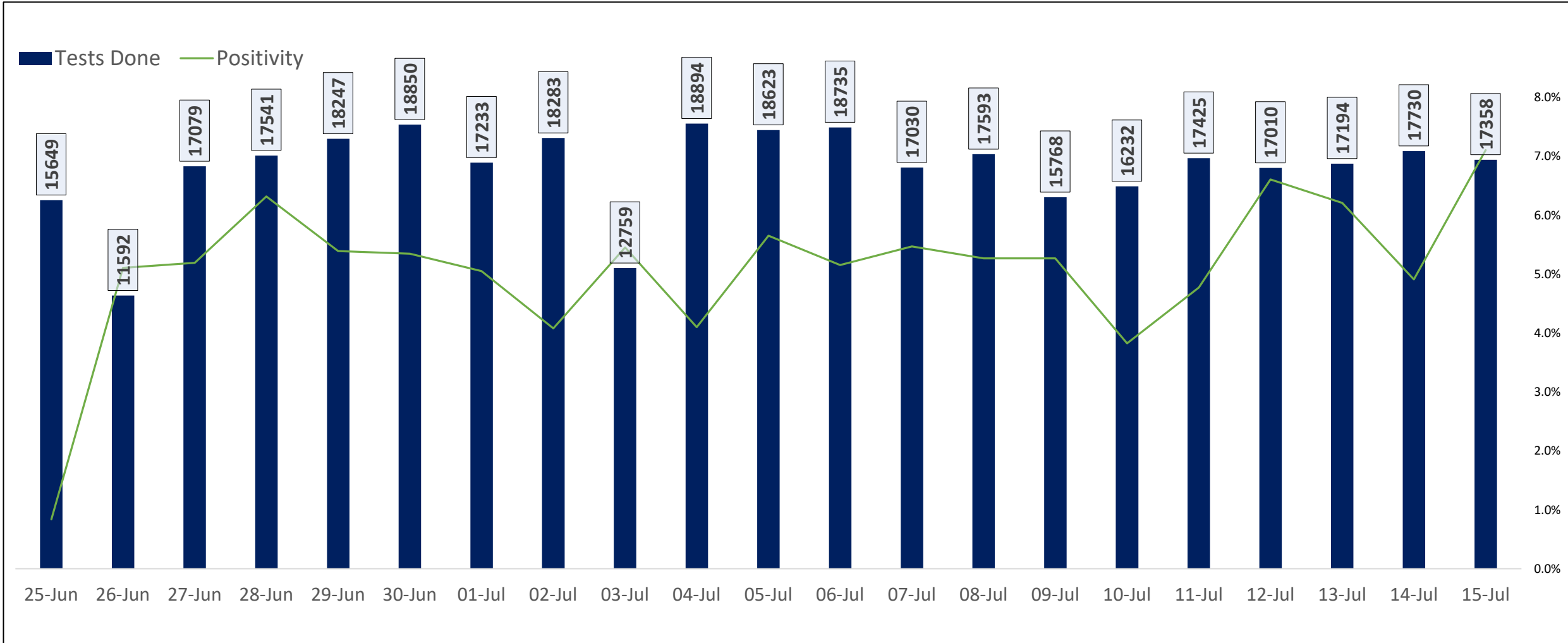




# TESTING TRENDS IN BENGALURU

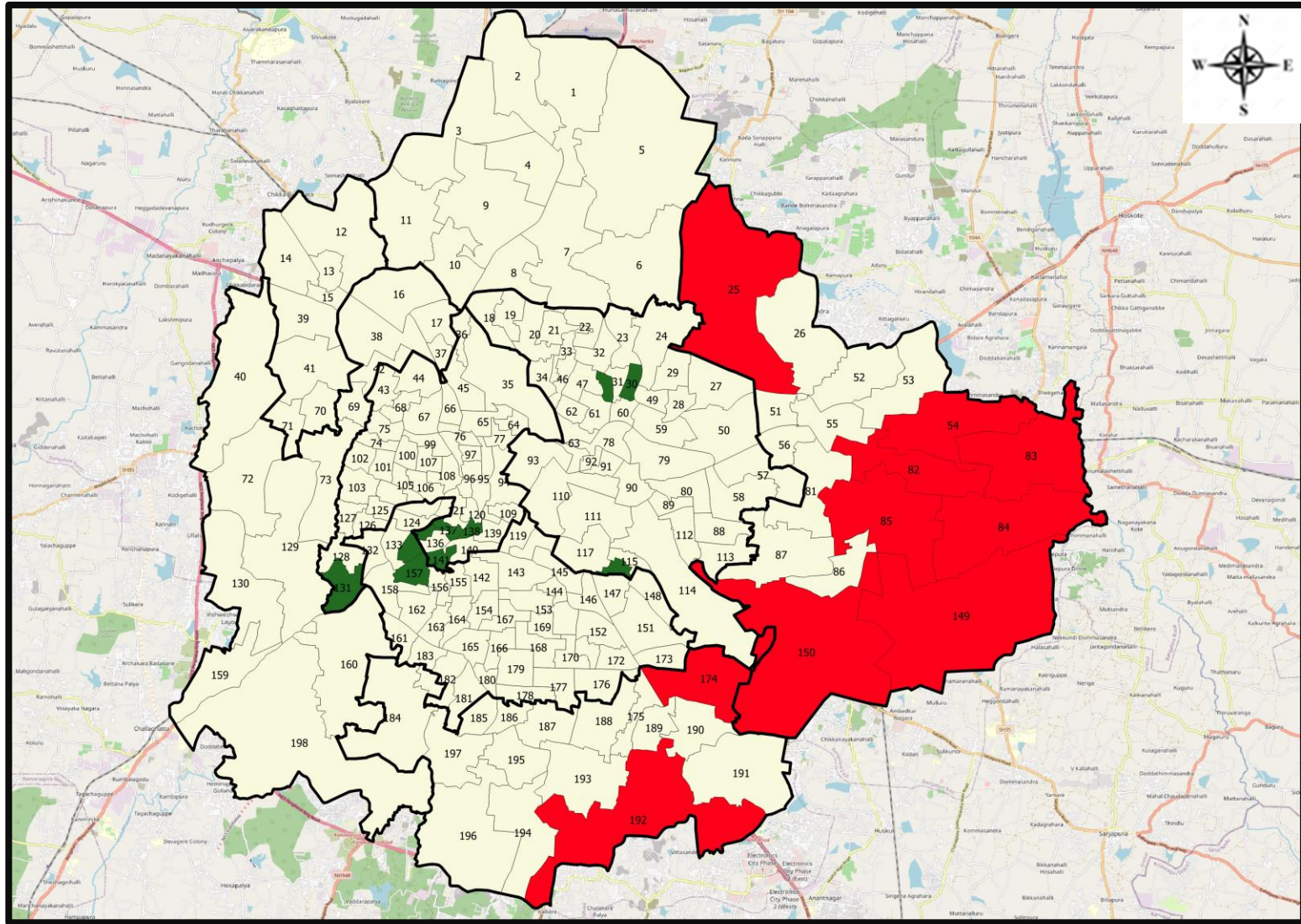


Total Test Conducted Till Date	Test Conducted Last 24 hours	Last 7 Days Average
3,07,96,214	17,358	16,960





# BENGALURU URBAN MAP SHOWING TREND OF POSITIVE CASES IN LAST 7 DAYS



## Top 10 wards reporting highest number of positive cases in last 7 days

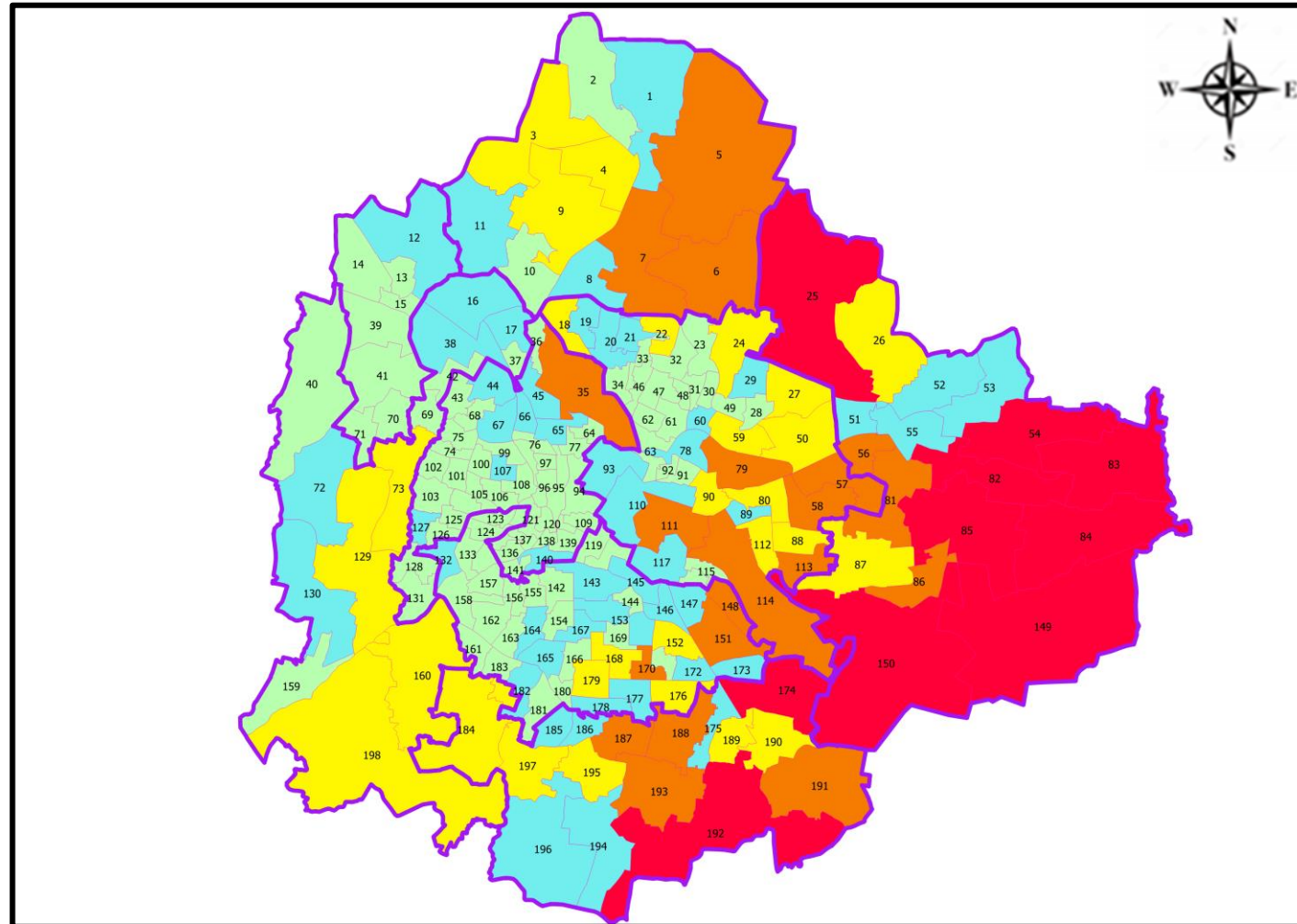
Ward No.	Ward Name	Daily Cases Average
150	Bellanduru	77
83	Kadugodi	50
85	Dodda Nekkundi	34
149	Varthuru	29
174	HSR Layout	29
25	Horamavu	27
54	Hudi	21
84	Hagadur	19
82	Garudachar Palya	16
192	Begur	15







## Top 10 wards reporting least number of positive cases in last 7 days

Ward No.	Ward Name	Daily Cases Average
141	Azad Nagar	0
138	Chalavadipalya	0
137	Rayapura	0
135	Padarayanapura	0
134	Bapuji Nagar	0
131	Nayandahalli	0
116	Nilasandra	0
48	Muneshwara Nagar	0
30	Kadugondanahalli	0
157	Gali Anjaneya Temple	0



# BENGALURU MAP SHOWING INTENSITY OF POSITIVE CASES IN LAST 7 DAYS



-  **Level 1 : 0 to 10 Cases**
-  **Level 2 : 10 to 25 Cases**
-  **Level 3 : 25 to 50 Cases**
-  **Level 4 : 50 to 100 Cases**
-  **Level 5 : More than 100 Cases**
-  **Zone Boundaries**



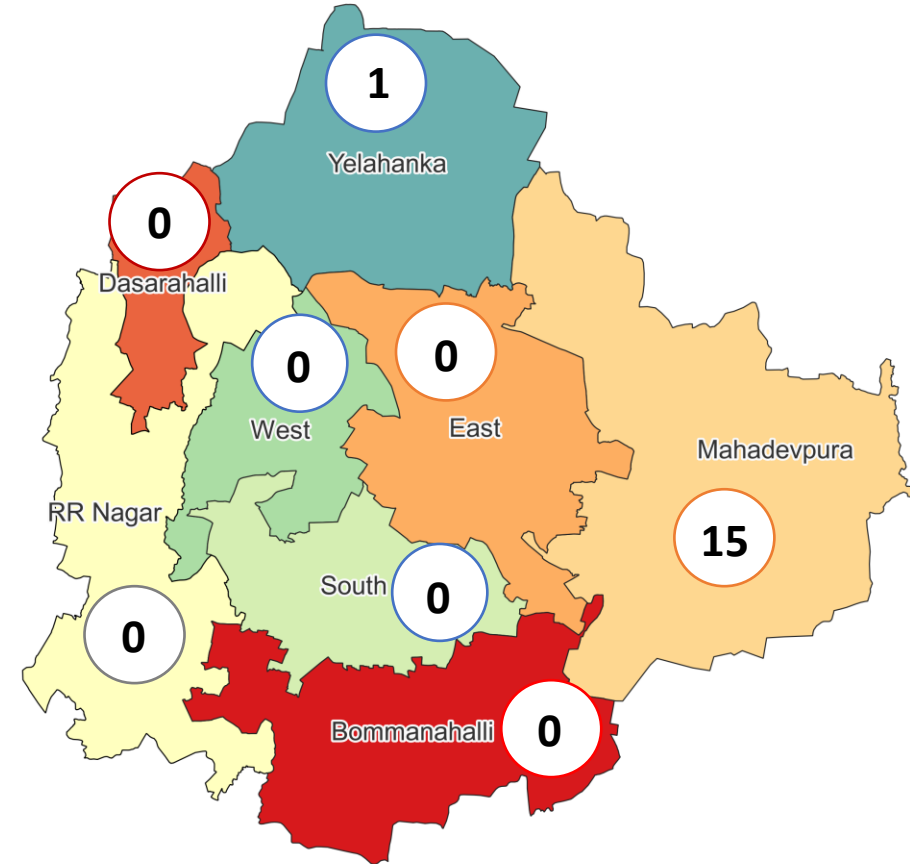


# CLUSTER DETAILS



Zone Name	TOTAL CLUSTERS	Budding Clusters	Clusters	Outbreaks
		Less Than 5 Cases	5 To 14 Cases	More Than 14 Cases
BOMMANAHALLI	0 (-)	0 (-)	0 (-)	0 (-)
DASARAHALLI	0 (-)	0 (-)	0 (-)	0 (-)
EAST	0 (-)	0 (-)	0 (-)	0 (-)
MAHADEVPURA	15 (▲5)	15 (▲5)	0 (-)	0 (-)
RR NAGAR	0 (-)	0 (-)	0 (-)	0 (-)
SOUTH	0 (-)	0 (-)	0 (-)	0 (-)
WEST	0 (-)	0 (-)	0 (-)	0 (-)
YELAHANKHA	1 (-)	1 (-)	0 (-)	0 (-)
<b>TOTAL</b>	<b>16 (▲5)</b>	<b>16 (▲5)</b>	<b>0 (-)</b>	<b>0 (-)</b>

## Total Active Clusters



### Types of Clusters

Zone Name	Apartments/ Villa	Individual House	Hostels/Quarters	Others	Schools/Colleges
BOMMANAHALLI	0 (-)	0 (-)	0 (-)	0 (-)	0 (-)
DASARAHALLI	0 (-)	0 (-)	0 (-)	0 (-)	0 (-)
EAST	0 (-)	0 (-)	0 (-)	0 (-)	0 (-)
MAHADEVPURA	15 (▲5)	0 (-)	0 (-)	0 (-)	0 (-)
RR NAGAR	0 (-)	0 (-)	0 (-)	0 (-)	0 (-)
SOUTH	0 (-)	0 (-)	0 (-)	0 (-)	0 (-)
WEST	0 (-)	0 (-)	0 (-)	0 (-)	0 (-)
YELAHANKHA	1 (-)	0 (-)	0 (-)	0 (-)	0 (-)
<b>TOTAL</b>	<b>16 (▲5)</b>	<b>0 (-)</b>	<b>0 (-)</b>	<b>0 (-)</b>	<b>0 (-)</b>

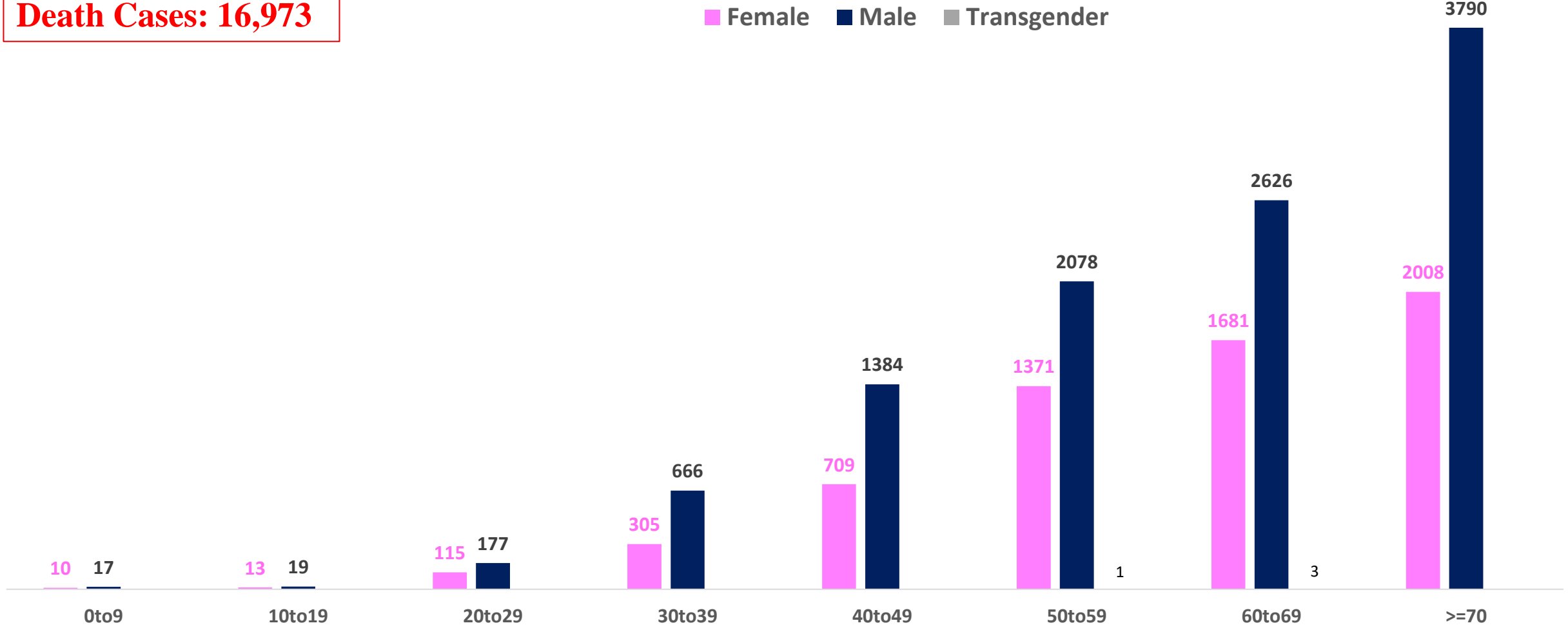
▲▼ : Shows increase and decrease in numbers as compared to previous day



# AGE AND GENDER WISE DISTRIBUTION OF DEATH CASES



**Death Cases: 16,973**





# VACCINATION COVERAGE AS ON 15.07.2022



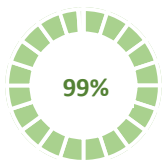
## Total Doses Administered

**1,98,93,476**

▲ 18,184

Total 12-14 years Population : 2.82 Lakhs

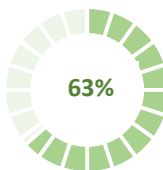
1<sup>ST</sup> DOSE



**2,78,417**  
Doses administered

▲ 1,164

2<sup>ND</sup> DOSE

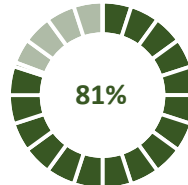


**1,78,618**  
Doses administered

▲ 3,722

Total 15-18 years Population : 4.42 Lakhs

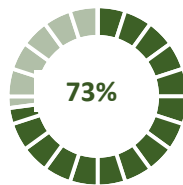
1<sup>ST</sup> DOSE



**3,56,814**  
Doses administered

▲ 321

2<sup>ND</sup> DOSE

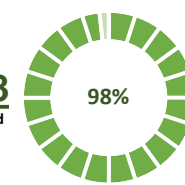


**3,22,248**  
Doses administered

▲ 550

Total adult Population : 91.7 Lakhs

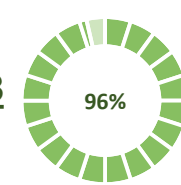
1<sup>ST</sup> DOSE



**90,09,978**  
Doses administered

▲ 207

2<sup>ND</sup> DOSE



**88,39,577**  
Doses administered

▲ 825

## Priority Group\*

Health Care Workers

Dose 1

**2,10,353**

Doses administered

▲ 0

Dose 2

**2,06,996**

Doses administered

▲ 4

Frontline Workers

Dose 1

**3,81,918**

Doses administered

▲ 1

Dose 2

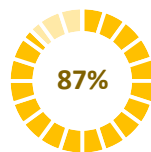
**3,73,231**

Doses administered

▲ 4

## 18 - 44 Years Coverage

Dose 1

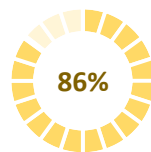


**57,42,691**

Doses administered

▲ 177

Dose 2



**56,24,472**

Doses administered

▲ 711

## PRECAUTION DOSE



**9,07,824**

Doses administered

▲ 11,395

## PRECAUTION DOSES ADMINISTERED

Health Care Workers

**89,328**

Booster Doses administered

▲ 168

Front Line Workers

**1,20,444**

Booster Doses administered

▲ 642

60 + Years Coverage

**3,63,270**

Booster Doses administered

▲ 801

18 + Years Coverage

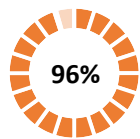
**3,34,782**

Booster Doses administered

▲ 9,784

## 45 – 59 Years Coverage

Dose 1

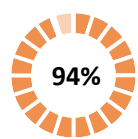


**16,94,833**

Doses administered

▲ 22

Dose 2



**16,71,318**

Doses administered

▲ 62

## 60 + Years Coverage

Dose 1



**9,80,183**

Doses administered

▲ 7

Dose 2



**9,63,560**

Doses administered

▲ 44

▲ indicates the increase in last 24 hours



# COVID-19 SCENARIO IN BENGALURU AND OTHER METROPOLITIAN CITIES



CITY NAME	Positive Cases	Active Cases	Recovered	Deceased	Vaccine Doses Administered
New Delhi	19,43,026	2,010	19,14,727	26,289	3,54,31,999
Bengaluru*	18,18,646	6,704	17,94,969	16,973	2,29,63,756
Mumbai	11,19,615	2,640	10,97,346	19,629	2,15,96,035
Chennai	7,75,070	6,090	7,59,911	9,069	1,07,95,441
Kolkata	4,47,192	272	4,41,264	5,656	1,04,66,756

Source : <https://dashboard.cowin.gov.in/> at 5:20pm (16.07.2022)  
Source : <https://www.covid19bharat.org/> at 5:20pm(16.07.2022)

\*includes BBMP & Bengaluru Urban



# SNAPSHOT OF COVID-19 CASES IN BENGALURU URBAN



**Total Wards With  
< =10 Cases\* :  
83**

**Tests Conducted  
On 15.07.2022:  
17,358**

**Recovery  
Rate:  
98.70%**

**Total  
Active Cases :  
6,704**

**Total Vaccinated on  
15.07.2022:  
18,184**

**Positivity  
Rate\* :  
5.54%**

**Active  
Rate:  
0.37%**

**Case  
Fatality Rate\* :  
0.03%**



\*Total positive cases In the past 7 days

\*CFR and positivity is for Past 7 days



ಬೃಹತ್ ಬೆಂಗಳೂರು ಮಹಾನಗರ ಪಾಲಿಕೆ  
Bruhat Bengaluru Mahanagara Palike

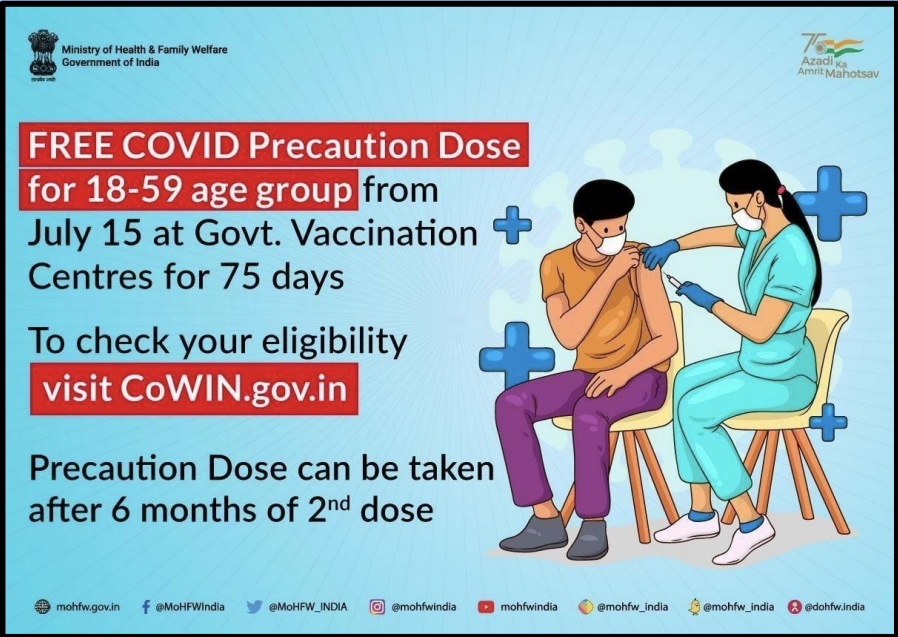


<b>Download BBMP Bulletin</b>	<a href="https://apps.bbmpgov.in/covid19/mediabulletin.php">https://apps.bbmpgov.in/covid19/mediabulletin.php</a>
<b>For BBMPCovid19 Bed Status:</b>	<a href="https://apps.bbmpgov.in/covid19/en/Bedstatus.php">https://apps.bbmpgov.in/covid19/en/Bedstatus.php</a>
<b>To register for vaccination :</b>	<a href="https://selfregistration.cowin.gov.in/">https://selfregistration.cowin.gov.in/</a>
<b>BBMP COVID19 Dashboard:</b>	<a href="https://apps.bbmpgov.in/covid19/">https://apps.bbmpgov.in/covid19/</a>
<b>Follow us on:</b>	 <a href="http://www.facebook.com/bbmp.comm1/">www.facebook.com/bbmp.comm1/</a>
	 <a href="https://twitter.com/BBMPCOMM">twitter.com/BBMPCOMM</a>

Issued by:

Honorable Chief Commissioner, BBMP  
Special Commissioner Health & IT, BBMP  
MD, Bengaluru Smart City Limited

**THANK YOU !**



Ministry of Health & Family Welfare  
Government of India

75  
Azadi Ka  
Amrit Mahotsav

**FREE COVID Precaution Dose**  
**for 18-59 age group** from  
July 15 at Govt. Vaccination  
Centres for 75 days

To check your eligibility  
visit **CoWIN.gov.in**

Precaution Dose can be taken  
after 6 months of 2<sup>nd</sup> dose

mohfw.gov.in f @MoHFWIndia t @MoHFW\_INDIA i @mohfwindia y mohfwindia @mohfw\_india @mohfw\_india @dohofw.india

